

# PRODUCT CATALOGUE

**THE PROMISE  
THE PROOF  
HEATEX**

## HEATEX – THE COMPANY

Heatex is a global manufacturer of air-to-air heat exchangers. The company was founded in the 60's, and incorporated into Heatex AB in 1987.

The company uses advanced algorithms to design and improve its products. These are based on scientific calculations within thermodynamics, the fundamentals of heat transfer and fifty years of practical experience of heat transfer processes.

Heatex products are well known for providing high energy recovery and for enabling a fast return on investment. The company has a history of steady growth and has over the years established itself as the market and technology leader of air-to-air heat transfer.

## OUR PRODUCTS

Heatex specialises in air-to-air heat exchangers whose purpose it is to maximise the heat transfer between air flows.

Air-to-air heat exchangers are used for both closed circuit cooling applications and energy recovery and humidity control in ventilation applications.

- Thermal Management – Air-to-air heat exchangers provide reliable and energy efficient cooling of any enclosure with a heat emitting process. Good examples are telecom cabinets, datacentres, sensitive electronics, generators inside wind turbines, solar power plants, etc.
- Ventilation – AHU manufacturers use Heatex heat exchangers in HVAC systems for heat transfer and humidity control between the supply and exhaust airstreams.



## APPLICATION AREAS

Heatex heat exchangers can be used on a variety of buildings, industries and applications. The application determines which heat exchanger provides the best solution. We have specialised in making customer solutions that provide optimal energy recovery and fast return on investments.

### ENERGY RECOVERY

In some markets, especially northern Europe, the focus on energy saving systems goes many decades back. A considerable part of the total energy consumption is used for either heating or cooling of air as such, or heating or cooling of other elements by air. Today a lot of effort is put into research for alternative and renewable energy and also into various energy saving systems.

Implementing an air-to-air heat exchanger is an excellent way to utilise what is normally considered waste energy. Exhausted air from buildings and ventilation systems is directly discarded to the outside leading to excessive energy losses and low overall efficiency. An air-to-air heat exchanger will utilise the temperature difference between the supply and exhaust air to increase the overall system efficiency and both recover the waste energy and save a considerable amount of energy usage.

#### Examples

- Schools
- Passive houses
- Office and shopping centres
- Swimming pools and sport centres
- Hospitals
- Factories
- Shipping and railway industries
- Painting and spray booths





## HEAT RECOVERY

Heat recovery works similar to energy recovery. In heat recovery applications the incoming cool air in the ventilation system is heated by the warm exhaust air. With high efficient air-to-air heat exchangers, up to 90% of the heat in the exhaust air is transferred to the supply air. The exhaust air is contaminated with humidity and pollutants, but the two airflows never mix, leaving the supply air fresh and clean.

We also have solutions for dehumidification of the air through condensation, for example in wood drying industries to eliminate the risk of dampness and mould growth. Our heat recovery solutions are suitable in buildings where corrosive gasses are mixed into the air. Furthermore, heat recovery systems gives a very small carbon footprint with lower energy consumption and consequently reduced heating costs.

### Examples

- Welding hoods
- Process industry
- Wood drying processes

## THERMAL MANAGEMENT

The pace and growth of modern technology leads to numerous challenges across several industries. As the scale and complexity of the electronic devices increases, so does the need to protect them from overheating, moisture, dust and other contaminants. Effective, reliable and environmentally friendly thermal management solutions are essential to a successful overall system design.

Heatex heat exchangers provide efficient and secure cooling to enclosures and sensitive equipment. Our closed system designs have fully isolated flow paths to keep the cooled space safely protected from dust and moisture. We also offer options for applications in aggressive or harsh environments such as marine applications.

### Examples

- General electronic equipment cooling
- Telecom enclosures
- Solar power
- Data centres
- Kiosks
- Rail
- Infrastructure/traffic
- Automation equipment

## WIND POWER COOLING

We have been providing cooling solutions to the wind power industry for years through innovative applications of our air-to-air heat exchangers. Our unique patent pending solutions deliver simplified cooling without the complexity and weight found in secondary radiators and liquid handling systems. The systems are fully customised to optimise generator operation and fulfil manufacturer requirements. Our solutions are suitable for both onshore and offshore applications.



## PLATE HEAT EXCHANGERS

Heatex offers a broad range of plate heat exchangers, designed for ease of installation and low maintenance. All Heatex units are produced on our proprietary presses and production processes. Our automated processes are duplicated at all of our global production facilities, ensuring a uniform product quality and favourable lead times worldwide.

### HEATEX PLATE HEAT EXCHANGER ADVANTAGES

- **HIGH EFFICIENCY**  
With Heatex exchangers, up to 90% of the heat in the exhaust air is transferred to the supply air.
- **LONGEVITY**  
No moving parts and strong aluminium plates in high standard alloy give the products a long lifetime.
- **EASY MAINTENANCE**  
The design allows for rapid and thorough cleaning and servicing.
- **FULLY CUSTOMISED**  
All of our products are carefully designed to meet the demands for each specific application.
- **WIDE RANGE OF OPTIONS**  
We offer an extensive range of design options regarding materials and sizes to suit various application and performance requirements.
- **TECHNICAL EXPERTISE**  
Our application specialists are able to find the optimal solution for every project.

## CROSS FLOW HEAT EXCHANGER

# MODEL H2

Model H2 is a high-performance, light weight, cross flow plate heat exchanger with typical dry temperature efficiency up to 85%. The efficiency is improved by a unique plate design creating turbulence even at lower velocities. Other benefits are low pressure drop and high differential pressure resistance.

The wide range of sizes enables this model to cover a broad application span, from the low air flows to the largest commercial installations. Numerous standard options include epoxy coating, lacquered framework, extra airtight sealing, bypass, dampers, and a choice of seals for different temperature ranges and applications.



Heatex offers a broad range of cross flow plate heat exchangers that are easy to mount and to maintain. The design allows rapid and thorough cleaning and servicing. Heatex double sealing system, gluing and folding, offers the lowest cross contamination and highest fresh air quality. Heatex cross flow plate heat exchangers comply with hygiene standard EN13779 and clean room standard DIN1946 part 4. Model H2 also complies with the Ecodesign Lot 6 requirements.

## TECHNICAL SPECIFICATIONS

### MAXIMUM ALLOWED DIFFERENTIAL PRESSURE:

- Up to 3000 Pa, depending on plate spacing
- At least 3000 Pa for plate spacing above 4mm

### MAXIMUM LEAKAGE:

- 0.1% of nominal air flow with non-silicone at 400 Pa differential pressure
- 1% of nominal airflow for all models with silicone sealant

### MAXIMUM ALLOWED TEMPERATURE:

- 90°C
- 200°C with silicone
- 240°C with high temperature silicone

### PLATE MATERIAL:

- Aluminium is standard
- Epoxy coated aluminium available for better corrosion protection

### FRAME MATERIAL:

- Corner profiles 90° in aluminium and gables in aluzinc (type E)

### SEALING:

- Silicone free (max 90°C)
- Silicone (max 200°C)
- High temperature silicone (240°C)

### FRAME DESIGNS:

- 1 E / 2 E

### PLATE SIZE:

- 500mm / 600mm / 700mm / 750mm / 850mm / 1000mm

### COMBINED MODULES:

- Up to 3000mm

Owing to continued product development Heatex AB reserves the right to introduce alterations without prior notice. For more detailed information and the latest updates we refer to our website.



## CROSS FLOW HEAT EXCHANGER

# MODEL H

Model H is a high-performance, light weight, cross flow plate heat exchanger with typical dry temperature efficiency up to 65% for single pass and 85% for two-step arrangements. The efficiency is improved by a unique plate design creating turbulence even at lower velocities. The strong aluminium plates in high standard alloy gives the product a long life time. With no moving parts the maintenance and service costs can be kept to a minimum.

The wide range of sizes enables this model to cover a broad application span, from the lowest air flows to the largest commercial installations. Optimal thermal design can be achieved through a wide choice of plate distances. Numerous standard options include epoxy coating, lacquered framework, extra airtight sealing, bypass, dampers, choice of corner profiles, slide-in profiles, flat or flanged gables, and a choice of seals for different temperature ranges and applications.

Heatex cross flow plate heat exchangers comply with hygiene standard EN 13779 and clean room standard DIN 1946 part 4. A lot of configurations also comply with the Ecodesign Lot 6 requirements.



## TECHNICAL SPECIFICATIONS

### MAXIMUM ALLOWED DIFFERENTIAL PRESSURE:

- 1800 Pa (for size 200 and 300 it is 700 Pa). Influence on pressure drop is described in the technical documentation

### MAXIMUM LEAKAGE:

- 0.1% of nominal air flow for size >425 mm
- 1% of nominal airflow for sizes <425 mm
- 1% of nominal airflow for all models with silicone sealant

### MAXIMUM ALLOWED TEMPERATURE:

- 90°C
- 200°C with silicone sealant
- 240°C with high temperature silicone

### PLATE MATERIAL:

- Aluminium is standard
- Epoxy coated aluminium option for improved corrosion protection

### FRAME MATERIAL:

- Corner profiles in aluminium and gables in aluzinc (type E) or aluminium (type A and C)

### SEALING:

- Silicone free (max 90°C)
- Silicone (max 200°C)
- High temperature silicone (max 240°C)

### FRAME DESIGNS:

- Several combinations of different corner profiles and gables are available. See Product Data Sheet for more information.

### PLATE SIZE:

- 200mm / 300mm / 415mm / 425mm / 490mm / 600mm / 750mm / 800mm/ 850mm / 1000mm

### COMBINED MODULES:

- Up to 3000mm

Owing to continued product development Heatex AB reserves the right to introduce alterations without prior notice. For more detailed information and the latest updates we refer to our website.

## CROSS FLOW HEAT EXCHANGER

# MODEL P

Model P is a high-performance, heavy duty, cross flow plate heat exchanger, specially designed for applications where high differential pressures occur. The thermal efficiency is high due to the unique plate design. Model P plates create good turbulence even at low velocities. This results in efficiencies up to 65% for single units and up to 85% for two-step arrangements. The extra strong aluminium plates contribute to a long expected life time and low operational and total costs.

The wide range of sizes in combination with simple modularity enables you to select Model P even for commercial and industrial applications with very large air flows. Optimal thermal design can be achieved through a wide choice of plate distances. Numerous options include epoxy coating, painted framework, extra airtight sealing, bypass, dampers, various corner profiles, slide-in profiles and a choice of seals for different air temperatures.

Heatex cross flow plate heat exchangers comply with hygiene standard EN 13779 and clean room standard DIN 1946 part 4. A lot of configurations also comply with the Ecodesign Lot 6 requirements.



## TECHNICAL SPECIFICATIONS

### MAXIMUM ALLOWED DIFFERENTIAL PRESSURE:

- 3800 Pa. Influence on pressure drop is described in the technical documentation.

### MAXIMUM LEAKAGE:

- 0.1% of nominal air flow (with silicone sealant 1%)

### MAXIMUM ALLOWED TEMPERATURE:

- 90°C air temperature
- 200°C with silicone sealant
- 240°C with high temperature silicone

### PLATE MATERIAL:

- Aluminium is standard
- Epoxy coated aluminium is an option for improved corrosion protection

### FRAME MATERIAL:

- Corner profiles in aluminium and gables in aluzinc (type E)

### SEALING:

- Silicone free (max 90°C)
- Silicone (max 200°C)
- High temperature silicone (240°C)

### FRAME DESIGNS:

- Several combinations of different corner profiles and gables are available. See Product Data Sheet for more information.

### PLATE SIZE:

- 600mm / 750mm / 850mm / 1000mm

### COMBINED MODULES:

- Up to 3000mm

Owing to continued product development Heatex AB reserves the right to introduce alterations without prior notice. For more detailed information and the latest updates we refer to our website.

## CROSS FLOW HEAT EXCHANGER

# MODEL Z

The Heatex Model Z exchanger is designed with the same plate configuration as the success exchanger Model H, and does allow the same high heat transfer coefficient.

Model Z is specially designed to operate in corrosive environments and heavy duty applications. The entire unit is made of acid resistant stainless steel. It can handle pressure differences up to 4000 Pa and is perfect for industrial applications. A single pass exchanger can provide an efficiency of 65 - 70%.



## TECHNICAL SPECIFICATIONS

### MAXIMUM ALLOWED DIFFERENTIAL PRESSURE:

- 4000 Pa

### MAXIMUM LEAKAGE:

- 0.1% of nominal airflow with silicone free sealant
- From 1% with silicone sealant

### MAXIMUM ALLOWED TEMPERATURE:

- 90°C
- 200°C with silicone sealant
- 240°C with high temperature silicone

### PLATE MATERIAL:

- Acid resistant stainless steel 1.4404 (ASTM 316)

### FRAME MATERIAL:

- Acid resistant stainless steel 1.4404 (ASTM 316)

### SEALING:

- Silicone free (max 90°C)
- Silicone with acetum (max 200°C)
- High temperature silicone (max 240°C)

### FRAME DESIGNS:

- Heatex Z-models are available in one standard frame design 2 E. See Product Data Sheet for more information.

### PLATE SIZE:

- 600mm

### COMBINED MODULES:

- Up to 1200mm

Owing to continued product development Heatex AB reserves the right to introduce alterations without prior notice. For more detailed information and the latest updates we refer to our website.


## TWIN CROSS FLOW HEAT EXCHANGER

# MODEL T

Model T is a very high-performance, double pass twin cross flow plate heat exchanger that perform a strong enhanced temperature efficiency. The efficiency is further improved by a unique plate design creating turbulence even at low velocities. Combined it allows dry temperature efficiencies up to 80% and wet efficiencies exceeding 90%.

The compact casing together with the unique disposition of air in-and outlets (being straight in line alike rotating wheel configurations) makes this product often the preferable choice. The wide range of sizes in combination with a rich choice of plate distances enables this model to cover any requirement from small decentralised residential applications up to medium and larger centralised ventilation applications.

This model combines the material and design effectiveness of a cross flow plate heat exchanger with the demand of higher temperature efficiency as found among the counter flow advocates. Numerous standard options include epoxy coating, painted framework, extra airtight sealing, and a choice of seals for different temperature ranges and applications. Heatex cross flow plate heat exchangers comply with hygiene standard EN 13779 and clean room standard DIN 1946 part 4.



## TECHNICAL SPECIFICATIONS

### MAXIMUM ALLOWED DIFFERENTIAL PRESSURE:

- 700 Pa

### MAXIMUM LEAKAGE:

- 0.1% of nominal air flow\*
- 1% with silicone sealant

### MAXIMUM ALLOWED TEMPERATURE:

- 90°C
- 200°C with silicone sealant

### PLATE MATERIAL:

- Aluminium is standard
- Epoxy coated aluminium option for improved corrosion protection

### FRAME MATERIAL:

- Corner profiles and gables in aluminium

### SEALING:

- Silicone free (max 90°C)
- Silicone (max 200°C)

### FRAME DESIGNS:

- Available only with flat gables

### PLATE SIZE:

- 200mm / 300mm / 415mm

### WIDTH:

- 100-600mm

Owing to continued product development Heatex AB reserves the right to introduce alterations without prior notice. For more detailed information and the latest updates we refer to our website.

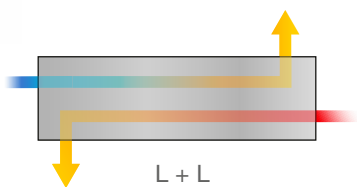
## COUNTER FLOW HEAT EXCHANGER

# MODEL M

Model M is a true counter flow plate heat exchanger with high thermal efficiency. Specially designed for the demanding requirements of the telecommunications and electrical enclosure industry, the Heatex Model M exchanger combines slim, effective counter flow design with Heatex' unique turbulent flow plate configuration.

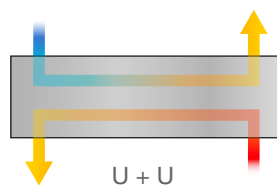
Heatex' proprietary WINHeat software, along with Model M's wide range of sizes and configurations, ensures an optimal solution for virtually any application.

Custom integration solutions are available for ease of installation and faster end product delivery. Model M may be built according to customers request with either double L-flow, double U-flow or L+U-flow configuration.



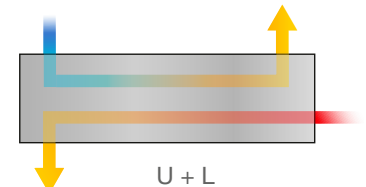
L + L

Most effective/recommended.



U + U

Alternative for special flow path requirements.



U + L

## TECHNICAL SPECIFICATIONS

### MAXIMUM ALLOWED DIFFERENTIAL PRESSURE:

- 700 Pa

### MAXIMUM LEAKAGE:

- 0.1% of nominal air flow at 400 Pa

### MAXIMUM ALLOWED TEMPERATURE:

- 90°C

### PLATE MATERIAL:

- Aluminium is standard
- Epoxy coated aluminium available for improved corrosion protection

### CASE MATERIAL:

- Aluzinc
- Custom material and design upon request

### SEALING:

- MS Polymer (Silicone free)

### PLATE SIZE:

- 95mm / 140mm / 190mm / 235mm

### LENGTH:

- 300-1000mm depending on size

Owing to continued product development Heatex AB reserves the right to introduce alterations without prior notice. For more detailed information and the latest updates we refer to our website.

## HEAT EXCHANGER

# OPTIONS

### **PAINTED FRAME WORK**


All Heatex exchangers are available with powder coated frame work for ultimate protection. Painted frame work includes sealed joints in the frame work, which we recommend for very wet and humid applications.

### **EPOXY COATED PLATES**

All Heatex aluminium exchangers are available with epoxy coated aluminium plates for improved corrosion resistance at demanding situations, such as swimming pool and coastal environments. For highest corrosion protection we recommend to add below option “Closed Plate Cutting Edges”

### **CLOSED PLATE CUTTING EDGES**

For best possible protection against corrosion one may add this option where a lacquer is run along the joints of the plates, covering the cutting edges found on epoxy coated plates. This action will also improve the already high tightness of the exchanger and limit leakage to a minimum.




Owing to continued product development Heatex AB reserves the right to introduce alterations without prior notice. For more detailed information and the latest updates we refer to our website.


CROSS FLOW HEAT EXCHANGER

# FRAMES


## FRAMES WITH FLAT END PLATE



45° corner profile.



90° corner profile.



Brush profile.

## FRAMES SINGLE BENT END PLATES



45° corner profile.



90° corner profile.



Brush profile

## FRAMES DOUBLE BENT END PLATES



90° corner profile



Brush Profile

**FOR FURTHER OPTIONS  
PLEASE CONTACT YOUR  
HEATEX SALES  
REPRESENTATIVE.**

Owing to continued product development Heatex AB reserves the right to introduce alterations without prior notice. For more detailed information and the latest updates we refer to our website.

## HEAT EXCHANGER

# DAMPERS

Suitable for close/open bypass exchanger section in connection with cross-flow plate heat exchanger.

The damper has hidden wheels for better protection against filth and mechanical damage. As standard the driving shaft is placed on the end of the middle wing on the by-pass side, or by even number of wings the upper wing next to the middle. The damper can upon request be supplied with driving shaft turned inward.

As option the damper can be supplied painted. This is standard for exchangers with painted framework. We also recommend painted dampers for installation in areas with heavily polluted air. Special only inside-bypass damper is also available.

Tightness classification 3.



## DAMPER KEY MEASUREMENTS

### FRAME HEIGHT:

- 125 mm

### WING WIDTH/DIVISION:

- 100 mm

### SHAFT STANDARD (SQUARE):

- 12 x 12 mm

### SHAFT LENGTH:

- 50 mm standard (adjustable up to 200 mm)

### SHAFT ON REQUEST:

- Ø 12 mm (max length 95 mm)

### MAXIMUM DAMPER WIDTH:

- 2500 mm (including by-pass)

### MAXIMUM DAMPER-UNIT AREA:

- 4 m<sup>2</sup> (including by-pass)

### MAXIMUM WING LENGTH:

- 1400 mm

### MATERIAL:

- Profiles and damper wings in aluminium
- Driving wheels in PP plastic with fiberglass

Owing to continued product development Heatex AB reserves the right to introduce alterations without prior notice. For more detailed information and the latest updates we refer to our website.



## ROTARY HEAT EXCHANGERS

Heatex offers a broad range of rotary heat exchangers covering the complete application span from small residential installations up to large commercial installations. All models are made to measure to fit the specific air handling unit and there is a wide variety of wheel heights to suit various performance requirements.

Heatex rotary heat exchangers can be equipped with a purge sector in order to minimise the cross contamination of fresh air with exhaust air. The possibility of adding various coatings to the wheel, which allows latent transfer or increased corrosion protection, is another factor favouring these products.

### HEATEX ROTARY HEAT EXCHANGER ADVANTAGES

- **LOW FREEZING RISK**  
Rotary heat exchangers offer a very low freezing risk as the wheels by definition defrost themselves.
- **SUSTAINABLE SOLUTION**  
The excellent energy saving capabilities and long life time of the rotary heat exchanger makes it an environmentally friendly solution.
- **HIGH EFFICIENCY**  
Heatex rotary exchangers provide high sensible and latent efficiencies.
- **FULLY CUSTOMISED**  
All of our products are carefully designed to meet the demands for each specific application.
- **WIDE RANGE OF OPTIONS**  
We offer an extensive range of options regarding materials and sizes to suit various application and performance requirements.
- **TECHNICAL EXPERTISE**  
Our application specialists are able to find the optimal solution for every project.

## ROTARY HEAT EXCHANGER

# MODEL O

Heatex Model O is a thermal wheel ideal for installation in new air handling units or retrofitting in older units. The wheel is available for both vertical and horizontal assembly.

The characteristics for Model O is the unique geometry of the matrix. The wheel is well balanced and has smooth and levelled air in- and outlet sides. Model O is as standard provided with spokes, which give the wheel an excellent mechanical strength. To get an optimised design it is possible to get a customised wheel diameter combined with five optional well heights.

Significant for all Heatex heat exchangers, including the rotary heat exchangers, is that you have the possibility to narrow down the perfect thermal design within a rich scope of options and materials.

Model O can be delivered with a casing and is then called Model E.



## TECHNICAL SPECIFICATIONS

### MAXIMUM ALLOWED DIFFERENTIAL PRESSURE:

- Up to 600 Pa

### MAXIMUM ALLOWED PRESSURE DROP:

- 300 Pa for below  $\varnothing$  1600 mm
- 250 Pa for larger than  $\varnothing$  1600 mm

### RECOMMENDED PRESSURE DROP:

- 100-200 Pa

### AIR TEMPERATURE LIMITS:

- Maximum 65°C
- Minimum -40°C

### HUB / BEARING:

- Standard ball bearings for vertical applications
- Angular contact bearings for wheels in horizontal applications

### MATRIX MATERIAL:

- Aluminum (standard)
- Epoxy coated aluminum (improved corrosion protection)
- Silica gel (enhanced moisture transfer)
- Molecular sieve coated aluminum (enhanced moisture transfer)
- Hygromix (silica gel and molecular sieve coated aluminum)
- Hybrid (aluminum partially coated with silica gel)

### SIZE $\varnothing$ :

- 500 - 2500 mm

Owing to continued product development Heatex AB reserves the right to introduce alterations without prior notice. For more detailed information and the latest updates we refer to our website.

## ROTARY HEAT EXCHANGER

# MODEL E

Model E is a high-performing, light cassette rotary heat exchanger designed for air handling units, primarily for comfort ventilation applications. The airflows may be oriented as side by side or top/bottom, and the complete exchanger may be installed in a vertical as well as in a horizontal orientation.

Model E offers one of the most compact casing available on the market. This gives an exceptional efficiency compared to conventional rotary exchangers with the same casing dimensions. The casing is manufactured from aluzinc or galvanized steel and provides a high torsional rigidity.

Heatex rotary heat exchangers are fitted with seals for excellent air tightness and can be equipped with purge sectors to minimize the cross contamination of exhaust air into the supply air.

Model E complies with the hygiene standards for comfort ventilation EN13779. It also meets the requirements for Ecodesign Lot 6.



## TECHNICAL SPECIFICATIONS

### MAXIMUM ALLOWED DIFFERENTIAL PRESSURE:

- Up to 600 Pa

### MAXIMUM ALLOWED PRESSURE DROP:

- 300 Pa for below Ø 1600 mm
- 250 Pa for larger than Ø 1600 mm

### RECOMMENDED PRESSURE DROP:

- 100-200 Pa

### AIR TEMPERATURE LIMITS:

- Maximum 65°C
- Minimum -40°C

### MATRIX MATERIAL:

- Aluminum (standard)
- Epoxy coated aluminum (improved corrosion protection)
- Silica gel (enhanced moisture transfer)
- Molecular sieve coated aluminum (enhanced moisture transfer)
- Hybrid (aluminum partially coated with silica gel)
- Hygromix (silica gel and molecular sieve coated

aluminum).

### CASING MATERIAL:

- Aluzinc or galvanized steel (US)
- Painted version (optional)

### SEALING:

- Brush seal (standard)
- Special sealing solution for better wear resistance and improved tightness (optional)

### AIRFLOW DESIGN:

- Airflows side by side and top & bottom (vertical installation)
- Horizontal installation (optional)

### DRIVE UNIT:

- Variable speed drive with controller and modbus (standard)
- Inverter ready constant speed drive (optional)

### SIZE Ø:

- 500 - 2500mm

Owing to continued product development Heatex AB reserves the right to introduce alterations without prior notice. For more detailed information and the latest updates we refer to our website.

## ROTARY HEAT EXCHANGER

# MODEL EV

The Heatex Model EV is a segmented thermal wheel for replacement of older wheels, even within an existing air handling unit. One of the greatest advantages with Model EV is the ability of onsite assembly thanks to its segmented wheel. This provides for lower transportation costs and facilitates onsite handling.

Typical airflows for Model EQ vary from 2000 to approx. 190 000 Nm<sup>3</sup>/h. Optimize the design with customized diameter combined with four optional well height versions.

Significant for all Heatex heat exchangers, including the rotary heat exchangers, is that you have the possibility to narrow down the perfect thermal design within a rich scope of options and materials.

Model EV can be delivered with a casing and is then called Model EQ.



## TECHNICAL SPECIFICATIONS

### MAXIMUM ALLOWED DIFFERENTIAL PRESSURE:

- Up to 600 Pa

### MAXIMUM ALLOWED PRESSURE DROP:

- 250 Pa

### RECOMMENDED PRESSURE DROP:

- 100-200 Pa

### AIR TEMPERATURE LIMITS:

- Maximum 65°C
- Minimum -40°C

### HUB / BEARING:

- Fixed shaft for external bearings (Standard)
- Fixed shaft for internal bearings (Optional)

### AIRFLOW DESIGN:

- Airflow enters and leaves horizontally (exchanger in vertical position)

### MATRIX MATERIAL:

- Aluminum (standard)
- Epoxy coated aluminum (improved corrosion protection)
- Silica gel (enhanced moisture transfer)
- Molecular sieve coated aluminum (enhanced moisture transfer)
- Hybrid (aluminum partially coated with silica gel)

### SIZE Ø:

- 1 600 - 3 800mm

Owing to continued product development Heatex AB reserves the right to introduce alterations without prior notice. For more detailed information and the latest updates we refer to our website.

## ROTARY HEAT EXCHANGER

# MODEL EQ

Model EQ is Heatex's rotary heat exchanger Model EV in a robust galvanized steel casing. One of the greatest advantages with Model EQ is the ability of onsite assembly, thanks to its segmented wheel. This provides for lower transportation costs and facilitates onsite handling. The casing comes standard with sides, top and bottom open. A fully covered casing as well as a purge sector is available as option.

It is possible to make adjustments to the position of the shaft in all directions for a perfectly balanced fit in the air handling unit. Drive and control (VFD) are available. The unit may also be supplied with only a constant drive motor for later connection to other control systems.

Typical airflows for Model EQ vary from 2000 to approx. 190 000 Nm<sup>3</sup>/h. Air leakage between wheel and casing is minimized with a brush seal allowing easy adjustment, longer lifetime and low friction. The two airstreams are also separated by adjustable brush sealants.



## TECHNICAL SPECIFICATIONS

### MAXIMUM ALLOWED DIFFERENTIAL PRESSURE:

- Up to 600 Pa

### MAXIMUM ALLOWED PRESSURE DROP:

- 250 Pa

### RECOMMENDED PRESSURE DROP:

- 100-200 Pa

### AIR TEMPERATURE LIMITS:

- Maximum 65°C
- Minimum -40°C

### MATRIX MATERIAL:

- Aluminum (standard)
- Epoxy coated aluminum (improved corrosion protection)
- Silica gel (enhanced moisture transfer)
- Molecular sieve coated aluminum (enhanced moisture transfer)
- Hybrid (aluminum partially coated with silica gel)

gel)

### CASING MATERIAL:

- Galvanised steel

### SEALING:

- Brush seal

### AIRFLOW DESIGN:

- Airflow enters and leaves horizontally (exchanger in vertical position)

### DRIVE UNIT:

- Drive and control (VFD)
- Inverter ready constant drive

### SIZE Ø:

- 1600 - 3800mm

Owing to continued product development Heatex AB reserves the right to introduce alterations without prior notice. For more detailed information and the latest updates we refer to our website.

## ROTARY HEAT EXCHANGER

# MODEL EN

Model EN is based on the high efficiency E-rotor matrix. It is designed to be fitted directly inside an air handling unit or mounted in a cassette, primarily for residential ventilation applications. The product holds a smaller diameter hub and bearing which maximizes the airflow for small residential air handlers. Further, a glued aluminum wrapping allows for high output and durability.

Typical temperature efficiencies are between 75-80%, but with design optimization, the efficiency can approach 90%.

Model EN is not only available with custom tailored diameters and numerous well-heights, but is also available in different widths, adding one more dimension for perfection in residential air handling design.

Significant for all Heatex heat exchangers, including the rotary heat exchangers, is the possibility to narrow down the optimal thermal design within a rich scope of standard design options.



## TECHNICAL SPECIFICATIONS

### MAXIMUM ALLOWED DIFFERENTIAL PRESSURE:

- 600 Pa

### MAXIMUM ALLOWED PRESSURE DROP:

- 300 Pa

### RECOMMENDED PRESSURE DROP:

- 100-200 Pa

### AIR TEMPERATURE LIMITS:

- Maximum 65°C
- Minimum -40°C

### HUB / BEARING:

- Standard ball bearing with shaft

### MATRIX MATERIAL:

- Aluminum (standard)
- Epoxy coated aluminum (improved corrosion protection)
- Silica gel (enhanced moisture transfer)
- Molecular sieve coated aluminum (enhanced moisture transfer)
- Hybrid (aluminum partially coated with silica gel)

### WHEEL DEPTH:

- Available in 100, 150 and 200mm widths


### AIRFLOW:

- 50 - 2 000 cubic meter per hour.

### SIZE Ø:

- 200-500mm  
(Larger diameters on request)

Owing to continued product development Heatex AB reserves the right to introduce alterations without prior notice. For more detailed information and the latest updates we refer to our website.



## THE PROMISE: TRANSPARENCY

Heatex quality air-to-air heat exchangers are designed to comply with all national and local building codes.

Our products always comply with standards, always perform according to (or even exceed) codes and specifications, and always live up to the highest technical expectations.

When Heatex communicates around its products' performance you will receive real life values.

## THE PROOF: CERTIFICATIONS, TEST RESULTS, SCIENTIFIC BASE

We have a well established reputation of being honest and reliable and hold several certifications covering product and operation quality worldwide, for example Eurovent, AHRI, RLT-Hygiene and ISO 9001. Moreover, our products are field tested and proven to have very high efficiency and a fast ROI.

All Heatex products are custom made and designed to match the customer's technical specifications. Heatex Select, always available on-line for free at [heatex.com](http://heatex.com), enables accurate calculations of the performance of a product under different conditions. Our heat transfer calculations are originally based on the results of scientific research conducted at the University of Lund.

Heatex' product development is based on thorough scientific research and the company also tests its new products at client installations around the world. Thus we develop our products in close co-operation with our customers – with the aim to find solutions that satisfy their needs and that help them achieve their business goals.



Heatex is a global manufacturer of air-to-air heat exchangers. The company was founded in the 60's, and incorporated into Heatex AB in 1987.

The company uses advanced algorithms to design and improve its products. These are based on scientific calculations within fluid dynamics, the fundamentals of heat transfer and fifty years of practical experience of heat transfer processes.

Heatex products are well known for providing high energy recovery and for enabling a fast return on investment. The company has a history of steady growth and has over the years established itself as the market and technology leader of air-to-air heat transfer.